


# CIRCULAR Moulding

## L-PANEL / ARCH & ACCESS PANEL



Endless design possibilities are the hallmark of these flexible mouldings. Offers tremendous labour saving when installation requires a curved or arched product.

Express your creativity with the wide range and versatility of these mouldings.

# CIRCULAR MOULDING

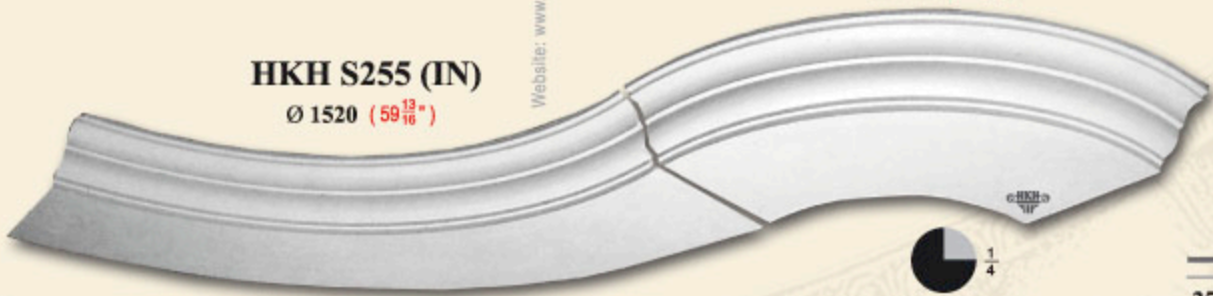
UNIT = mm : inches

Website: www.hkhplaster.com

Website: www.hkhplaster.com

**HKH S255 (IN)**

Ø 1520 (59<sup>13</sup>/<sub>16</sub>"\*)



**HKH S255 (OUT)**

Ø 2020 (79<sup>1</sup>/<sub>2</sub>"\*)



Website: www.hkhplaster.com

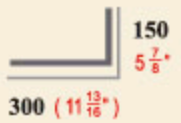
**HKH S612 (IN)**

Ø 1525 (60<sup>1</sup>/<sub>16</sub>"\*)



**HKH S612 (OUT)**

Ø 1525 (60<sup>1</sup>/<sub>16</sub>"\*)



Website: www.hkhplaster.com

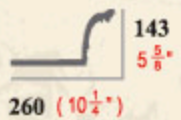
**HKH S580A (IN)**

Ø 1500 (59<sup>1</sup>/<sub>16</sub>"\*)



**HKH S580A (OUT)**

Ø 1500 (59<sup>1</sup>/<sub>16</sub>"\*)



Website: www.hkhplaster.com

**HKH S922 (IN)**

A: Ø 1500  
59<sup>1</sup>/<sub>16</sub>"\*

B: Ø 2400  
94<sup>1</sup>/<sub>2</sub>"\*

C: Ø 4800  
189"



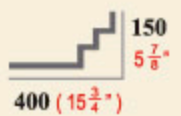
A: Ø 1500  
59<sup>1</sup>/<sub>16</sub>"\*

B: Ø 2400  
94<sup>1</sup>/<sub>2</sub>"\*

C: Ø 4800  
189"

**HKH S922 (OUT)**

Website: www.hkhplaster.com



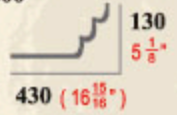

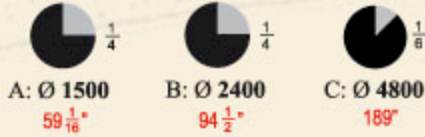
Product designs are copyright reserved.

# CIRCULAR MOULDING / L-PANEL

UNIT = mm : inches

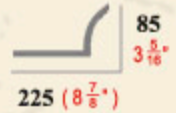
**HKH S932 (OUT)**

**HKH S932 (IN)**



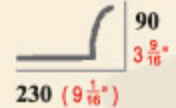

**HKH S949 (OUT)**

**HKH S949 (IN)**



**HKH S972 (OUT)**

**HKH S972 (IN)**



**HKH S975 (OUT)**

$\text{Ø } 1790 (70 \frac{1}{2}'' )$

**HKH S975 (IN)**

$\text{Ø } 1560 (61 \frac{7}{16}'' )$




$93 (3 \frac{11}{16}'' )$

$100$   
 $3 \frac{15}{16}''$

# / ARCHS / ACCESS PANEL

UNIT = mm : inches



Website: www.hkhplaster.com

Website: www.hkhplaster.com

**HKH S976 (IN)**  
Ø 1530 (60 3/4")

**HKH S976 (OUT)**  
Ø 1530 (60 3/4")



Website: www.hkhplaster.com

Website: www.hkhplaster.com

**HKH S978 (IN)**  
Ø 1580 (62 3/16")

**HKH S978 (OUT)**  
Ø 1550 (61")



Website: www.hkhplaster.com

Website: www.hkhplaster.com

**HKH S979 (IN)**  
Ø 1520 (59 13/16")

**HKH S979 (OUT)**  
Ø 1500 (59 1/16")



Website: www.hkhplaster.com

**HKH S980 (IN)**  
Ø 1500 (59 1/16")

**HKH S980 (OUT)**  
Ø 1500 (59 1/16")



Product designs are copyright reserved.

# CIRCULAR MOULDING / L-PANEL

UNIT = mm : inches

Website: www.hkhplaster.com



Website: www.hkhplaster.com

Website: www.hkhplaster.com



Website: www.hkhplaster.com

Website: www.hkhplaster.com



Website: www.hkhplaster.com

Product designs are copyright reserved.

Website: www.hkhplaster.com



Website: www.hkhplaster.com

Website: www.hkhplaster.com

## HKH LB (L-BOX)

- A) 63 x 150 x 2360 ( $2\frac{1}{2}'' \times 5\frac{7}{8}'' \times 92\frac{7}{8}''$ )
- B) 100 x 300 x 2360 ( $3\frac{15}{16}'' \times 11\frac{13}{16}'' \times 92\frac{7}{8}''$ )
- C) 100 x 200 x 2360 ( $3\frac{15}{16}'' \times 7\frac{7}{8}'' \times 92\frac{7}{8}''$ )
- D) 175 x 225 x 2360 ( $6\frac{7}{8}'' \times 8\frac{7}{8}'' \times 92\frac{7}{8}''$ )
- E) 150 x 200 x 2360 ( $5\frac{7}{8}'' \times 7\frac{7}{8}'' \times 92\frac{7}{8}''$ )
- F) 150 x 300 x 2360 ( $5\frac{7}{8}'' \times 11\frac{13}{16}'' \times 92\frac{7}{8}''$ )
- G) 300 x 300 x 2360 ( $11\frac{13}{16}'' \times 11\frac{13}{16}'' \times 92\frac{7}{8}''$ )
- H) 150 x 450 x 2360 ( $5\frac{7}{8}'' \times 17\frac{11}{16}'' \times 92\frac{7}{8}''$ )

Website: www.hkhplaster.com



Website: www.hkhplaster.com

Website: www.hkhplaster.com



Smooth Surface



Smooth Surface


## HKH OLB(A)

175 x 225 x 2360 ( $6\frac{7}{8}'' \times 8\frac{7}{8}'' \times 92\frac{7}{8}''$ )



## HKH AWP66A

Length: 1500 ( $59\frac{1}{8}''$ )



## HKH AWP66B

## ACCESS PANEL

### ALUMINIUM FRAME

AMH - 300 x 300 (centre), 600 x 600 (side)  
 $11\frac{13}{16}'' \times 11\frac{13}{16}''$        $23\frac{5}{8}'' \times 23\frac{5}{8}''$

AMH - 450 x 450 (centre), 750 x 750 (side)  
 $17\frac{11}{16}'' \times 17\frac{11}{16}''$        $29\frac{1}{2}'' \times 29\frac{1}{2}''$

AMH - 600 x 600 (centre), 900 x 900 (side)  
 $23\frac{5}{8}'' \times 23\frac{5}{8}''$        $35\frac{7}{16}'' \times 35\frac{7}{16}''$



### NORMAL

MH - 300 x 300 (centre), 600 x 600 (side)  
 $11\frac{13}{16}'' \times 11\frac{13}{16}''$        $23\frac{5}{8}'' \times 23\frac{5}{8}''$

MH - 450 x 450 (centre), 750 x 750 (side)  
 $17\frac{11}{16}'' \times 17\frac{11}{16}''$        $29\frac{1}{2}'' \times 29\frac{1}{2}''$

MH - 600 x 600 (centre), 900 x 900 (side)  
 $23\frac{5}{8}'' \times 23\frac{5}{8}''$        $35\frac{7}{16}'' \times 35\frac{7}{16}''$



Website: www.hkhplaster.com

Website: www.hkhplaster.com

Website: www.hkhplaster.com

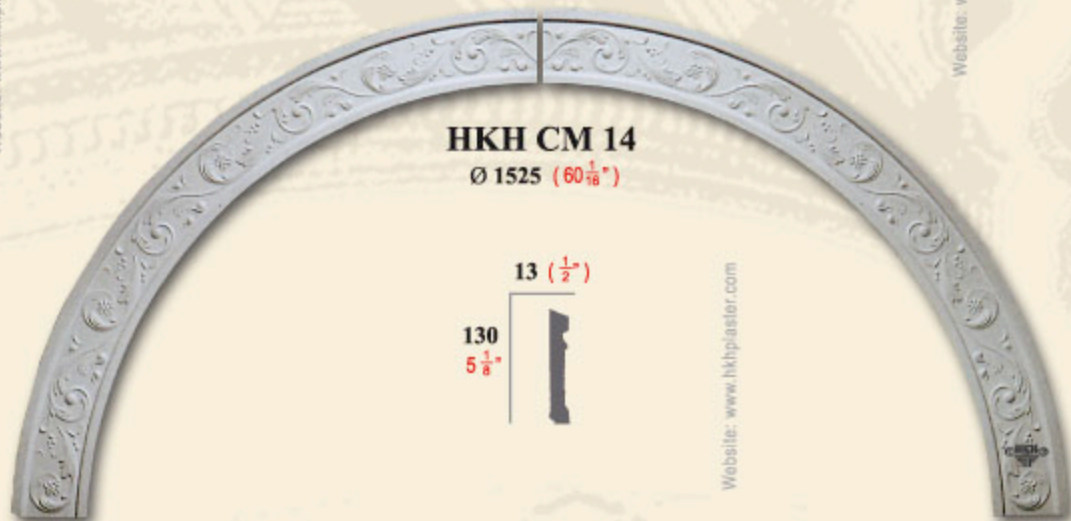
Website: www.hkhplaster.com

Product designs are copyright reserved.


# CIRCULAR MOULDING / L-PANEL

UNIT = mm : inches


Website: www.hkhplaster.com



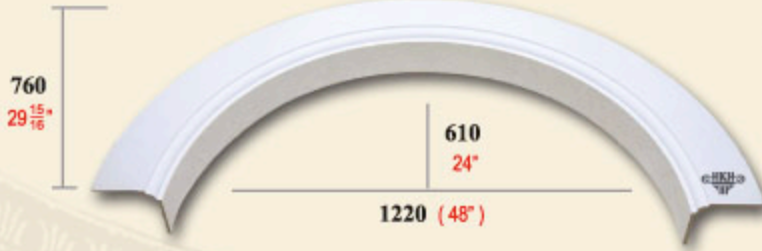
Website: www.hkhplaster.com



Product designs are copyright reserved.



**HKH WP5**



Website: www.hkhplaster.com

**HKH WP6**




**HKH WP7**



Website: www.hkhplaster.com

**WP7 A**  | 140 (5 1/2")  
1835 (72 1/4")

**WP7 B**  | 220 (8 5/8")  
2140 (84 1/2")

**WP7 C**  | 200 (7 7/8")  
2440 (96 1/8")

Website: www.hkhplaster.com

Website: www.hkhplaster.com



Website: www.hkhplaster.com

Website: www.hkhplaster.com

Product designs are copyright reserved.